





REAL PROPERTY TAX RATES in Hawaii

(Fiscal Year July 1, 2006 to June 30, 2007)



	Tax Period	Payment Due Date
1 st Inst.	July 1 to December 31	August 20
2 nd Inst.	Jan 1 to June 30	February 20

COUNTY	CLASS	NET TAXABLE BLDG (PER \$1,000)	NET TAXABLE LAND (PER \$1,000)
HONOLULU 	0 Vacant Agricultural	\$ 8.57	\$ 8.57
	1 Improved Residential	3.59	3.59
	2 Apartment	3.59	3.59
	3 Commercial	11.97	11.97
	4 Industrial	11.97	11.97
	5 Agricultural	8.57	8.57
	6 Preservation	9.57	9.57
	7 Hotel & Resort	11.97	11.97
	8 Unimproved Residential	5.72	5.72
	9 Public Service	0.00	0.00
MAUI 	0 Time Share	\$ 14.00	\$ 14.00
	1 Improved Residential	5.00	5.00
	2 Apartment	5.00	5.00
	3 Commercial	6.00	6.00
	4 Industrial	6.50	6.50
	5 Agricultural	4.50	4.50
	6 Conservation	4.75	4.75
	7 Hotel & Resort	8.20	8.20
	8 Unimproved Residential	5.86	5.86
	9 Homeowner	2.50	2.50
HAWAII 	1 Improved Residential	\$ 8.10	\$ 8.10
	2 Apartment	8.10	8.10
	3 Commercial	9.00	9.00
	4 Industrial	9.00	9.00
	5 Agricultural or Native Forests	8.35	8.35
	6 Conservation	8.55	8.55
	7 Hotel & Resort	9.00	9.00
	8 Unimproved Residential	8.10	8.10
	9 Homeowner	5.55	5.55
	KAUAI 	1 Single Family Residential	\$ 4.30
2 Apartment		7.95	6.95
3 Commercial		7.95	6.95
4 Industrial		7.95	6.95
5 Agricultural		4.30	6.95
6 Conservation		4.30	6.95
7 Hotel & Resort		7.95	6.95
8 Homestead		3.44	4.00

Denotes and increase or decrease in tax rate from previous fiscal year